

## MONTHLY STATISTICAL BULLETIN

## DECEMBER 2023

Market capitalization: 231.354.679.050

Turnover: 326.270.141

Number of transactions: 1.145

MBI10: 6.116,23

↑0,81%

↓6,04%

↓18,85%

↑1,16%

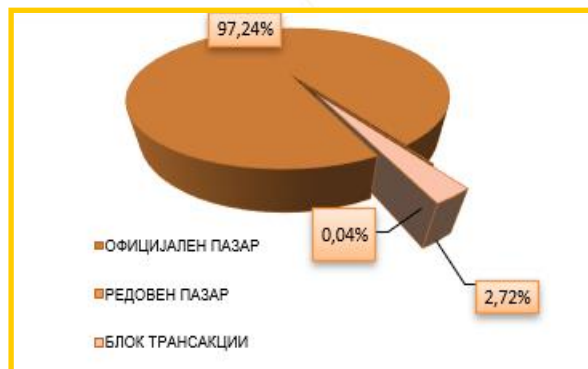
## BASIC INDICATORS

TURNOVER (denars)	November 2023	December 2023	%
<b>TRADING IN BEST</b>	<b>311.616.813</b>	<b>317.390.441</b>	<b>1,85</b>
SHARES	310.751.822	263.029.743	-15,36
BONDS	864.991	54.360.698	6184,54
OTHER SECURITIES	0	0	-
DAILY AVERAGE TURNOVER (denars)	14.164.401	16.704.760	17,93
DAILY AVERAGE NUMBER OF TRANSACTIONS	64	60	-6,25
<b>BLOCK TRANSACTIONS</b>	<b>35.625.615</b>	<b>8.879.700</b>	<b>-75,07</b>
<b>PUBLIC AUCTIONS</b>	<b>0</b>	<b>0</b>	<b>-</b>
<b>PUBLIC OFFERING</b>	<b>0</b>	<b>0</b>	<b>-</b>
<b>TOTAL</b>	<b>347.242.428</b>	<b>326.270.141</b>	<b>-6,04</b>
<b>NUMBER OF TRANSACTIONS</b>			
<b>TRADING IN BEST</b>	1.408	1.143	-18,82
<b>BLOCK TRANSACTIONS</b>	3	2	-33,33
<b>PUBLIC AUCTIONS</b>	0	0	-
<b>PUBLIC OFFERING</b>	0	0	-
<b>TOTAL</b>	<b>1.411</b>	<b>1.145</b>	<b>-18,85</b>
<b>MARKET CAPITALIZATION (denars)</b>			
<b>MARKET CAPITALIZATION OF SHARES</b>	<b>229.486.854.368</b>	<b>231.354.679.050</b>	<b>0,81</b>
OFFICIAL MARKET-SHARES	222.408.729.815	224.205.310.387	0,81
MARKET OF JOINT STOCK COMPANIES WITH SPECIAL REPORTING OBLIGATIONS	7.078.124.553	7.149.368.663	1,01
<b>MARKET CAPITALIZATION OF BONDS</b>	<b>18.879.271.199</b>	<b>18.882.548.756</b>	<b>0,02</b>
<b>MARKET CAPITALIZATION OF OTHER SECURITIES</b>	<b>307.446.000</b>	<b>307.464.000</b>	<b>0,01</b>
<b>TOTAL MARKET CAPITALIZATION</b>	<b>248.673.571.567</b>	<b>250.544.691.805</b>	<b>0,75</b>
<b>MBI10</b>	<b>6.046,34</b>	<b>6.116,23</b>	<b>1,16</b>
<b>OMB</b>	<b>125,05</b>	<b>125,05</b>	<b>0,00</b>
<b>NUMBER OF LISTED SECURITIES*</b>	<b>93</b>	<b>93</b>	<b>0,00</b>
<b>NUMBER OF TRADING DAYS</b>	<b>22</b>	<b>19</b>	<b>-13,64</b>

\*The calculation includes the shares of ArceloMittal Skopje (HRM) AD Skopje, Blagoj Tufanov AD Radovich, Tajmiste AD Kicevo and Trudbenik AD Ohrid which are long term suspended from listing.

## TURNOVER STRUCTURE

Market segment	Turnover (denars)	Turnover (EUR)	%	Number of transactions
<b>OFFICIAL MARKET</b>	<b>317.260.251</b>	<b>5.159.219</b>	<b>97,24</b>	<b>1.136</b>
<b>REGULAR MARKET</b>	<b>130.190</b>	<b>2.117</b>	<b>0,04</b>	<b>7</b>
<b>BLOCK TRANSACTIONS</b>	<b>8.879.700</b>	<b>144.397</b>	<b>2,72</b>	<b>2</b>
<b>TOTAL</b>	<b>326.270.141</b>	<b>5.305.733</b>	<b>100,00</b>	<b>1.145</b>



## MONTHLY STATISTICAL BULLETIN

## 10 MOST LIQUID SHARES (Official market)

Issuer	Max (denars)	Min (denars)	Average price (denars)	Volume	Turnover (denars)	Turnover (EUR)	%	Num. of trans.	Market capitalization (denars)
Komercijalna banka Skopje	14.700,00	14.051,00	14.281,57	8.035	114.752.424	1.866.068	43,65	381	32.423.898.768
NLB Banka Skopje	29.595,00	28.960,00	29.291,85	1.515	44.377.153	721.657	16,88	129	25.228.381.179
Alkaloid Skopje	18.500,00	18.000,00	18.188,44	1.749	31.811.590	517.317	12,10	155	25.985.569.606
Makpetrol Skopje	65.500,00	63.500,00	64.578,13	355	22.925.237	372.816	8,72	77	7.234.647.441
Stopanska banka Skopje	1.379,00	1.299,00	1.316,28	9.427	12.408.531	201.784	4,72	74	23.008.676.000
Makedonijaturist Skopje	4.800,00	4.500,00	4.724,24	1.578	7.454.845	121.227	2,84	27	2.159.081.448
Makedonski Telekom Skopje	400,00	380,00	380,93	16.014	6.100.159	99.199	2,32	47	36.782.923.764
TTK Banka Skopje	1.450,00	1.379,00	1.404,82	4.083	5.735.900	93.279	2,18	25	1.400.099.700
Granit Skopje	1.190,00	1.120,00	1.155,44	4.101	4.738.440	77.055	1,80	17	3.621.921.327
UNI Banka Skopje	5.670,00	5.155,00	5.341,73	770	4.113.131	66.886	1,56	25	3.093.098.253
Rest				14.412	8.482.143	137.934	3,23	45	63.267.012.901
<b>Total</b>				<b>62.039</b>	<b>262.899.553</b>	<b>4.275.222</b>	<b>100,00</b>	<b>1.002</b>	<b>224.205.310.387</b>

## TOP GAINERS / TOP LOSERS—OFFICIAL MARKET

Issuer	Average price (denars) 30.11.2023	Average price (denars) 28.12.2023	% of change
<b>TOP GAINERS</b>			
FZC 11 Oktomvri Kumanovo	300,00	400,00	33,33
UNI Banka Skopje	5.150,00	5.665,15	10,00
Replek Skopje	86.250,00	93.000,00	7,83
Makedonijaturist Skopje	4.500,00	4.774,12	6,09
TTK Banka Skopje	1.379,33	1.450,00	5,12
<b>TOP LOSERS</b>			
Rade Koncar - Aparatna tehnika Skopje	2.000,00	1.400,00	-30,00
Vitaminka Prilep	10.850,00	10.700,00	-1,38
Makstil Skopje	128,00	127,00	-0,78
Makpetrol Skopje	64.576,92	64.375,50	-0,31
Komercijalna banka Skopje	14.262,77	14.226,83	-0,25

## OVERVIEW OF THE TRADING WITH BONDS

	HIGH (%)	LOW (%)	Last daily average price(%)	Last trading day	Volume	Turnover (denars)	Turnover (EUR)	Yield to maturity *
Structural bonds—Municipality of Zelino	97,10	97,10	97,10	15.12.2023	1.700.000	1.650.700	26.843	0,30%
Government bonds-denationalization XXII issue (RMDEN22)	91,00	87,00	87,00	27.12.2023	979.674	52.709.998	857.154	5,18%

\* The model for calculation of annual average yield to maturity is adapted to the characteristics of the bonds. Calculation date is 31.12.2023 using the last average price of the bonds.

# MONTHLY STATISTICAL BULLETIN

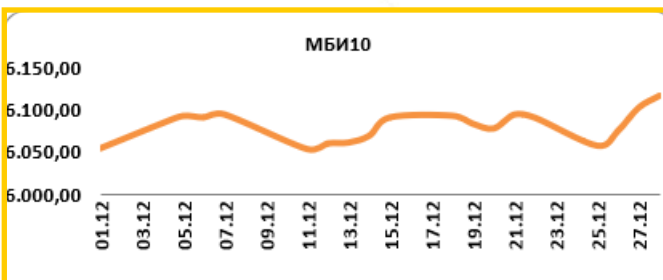
## MBI10

**Value at 28.12.2023** **6.116,23**

MAX Value in December (28.12.2023) 6.116,23

MIN Value in December (11.12.2023) 6.053,59

% of change from 31.12.2022 8,21%



All about MBI10 on: <http://www.mse.com.mk/Indices.aspx?Index=MBI10>

Composition of MBI10	Turnover (denars)	Volume	Num. of trans.	Last average price	% of monthly change of price
Alkaloid AD Skopje	31.811.590	1.749	155	18.154,55	-0,21
Granit AD Skopje	4.738.440	4.101	17	1.179,25	3,90
Komercijalna banka AD Skopje	120.632.124	8.452	382	14.226,83	-0,25
Makpetrol AD Skopje	22.925.237	355	77	64.375,50	-0,31
Makedonijaturist AD Skopje	7.454.845	1.578	27	4.774,12	6,09
Stopsanska banka AD Skopje	12.408.531	9.427	74	1.317,78	2,13
Makedonski Telekom AD Skopje	6.100.159	16.014	47	383,80	0,25
NLB Banka AD Skopje	44.377.153	1.515	129	29.539,32	1,77
TTK Banka AD Skopje	5.735.900	4.083	25	1.450,00	5,12
UNI Banka Skopje	4.113.131	770	25	5.665,15	10,00

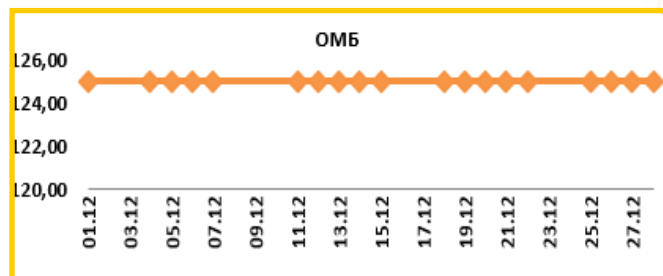
## OMB

**Value at 28.12.2023** **125,05**

MAX Value in December (04.12.2023) 125,05

MIN Value in December (04.12.2023) 125,05

% of change from 31.12.2022 0,35%



All about OMB on: <http://www.mse.com.mk/Indices.aspx?Index=OMB>

Composition of OMB	Turnover (denars)	Volume	Num. of trans.	Last average price	% of monthly change of price
Government bonds-denationalization XV issue (RMDEN15)	0	0	0	95,00	0,00
Government bonds-denationalization XVI issue (RMDEN16)	0	0	0	90,00	0,00
Government bonds-denationalization XVII issue (RMDEN17)	0	0	0	90,00	0,00
Government bonds-denationalization XIX issue (RMDEN19)	0	0	0	92,00	0,00
Government bonds-denationalization XX issue (RMDEN20)	0	0	0	94,00	0,00
Government bonds-denationalization XXI issue (RMDEN21)	0	0	0	92,00	0,00



# MONTHLY STATISTICAL BULLETIN

## MBI10 LISTED COMPANIES RATIOS

Issuer	P/E Ratio <sup>1</sup>	Dividend yield <sup>2</sup>	Foreign investors participation in December 2023	Foreign investors participation in November 2023	Change
Alkaloid AD Skopje	17,88	2,68%	2,75%	2,78%	-0,03%
Granit AD Skopje	78,76	3,05%	8,03%	8,10%	-0,07%
Komercijalna banka AD Skopje	15,05	3,49%	2,28%	2,28%	0,00%
Makpetrol AD Skopje	5,43	5,13%	1,63%	1,62%	0,01%
Makedonijaturist AD Skopje	69,92	2,72%	0,82%	0,82%	0,00%
Stopanska banka AD Skopje	9,64	0,00%	92,37%	92,38%	-0,01%
TTK Banka AD Skopje	23,01	4,62%	1,05%	1,05%	0,00%
Makedonski Telekom AD Skopje	25,11	4,92%	1,05%	1,07%	-0,02%
NLB Banka AD Skopje	10,44	8,17%	87,28%	87,31%	-0,03%
UNI Banka AD Skopje	9,07	4,99%	79,35%	79,35%	0,00%

[1] Share price at last day of trading in currently month, / Earnings per share

[2] The ratios are calculated using the data from the last published Audited financial reports and last paid dividend.

## FOREIGN INVESTORS—OFFICIAL MARKET

	Foreign Legal investors December 2023	Foreign private investors December 2023	Total Foreign entities December 2023	Total Foreign entities November 2023	Change
Shares <sup>3</sup>	34,22%	1,12%	35,33%	35,34%	-0,01%
Denationalization bonds <sup>4</sup>	0,09%	0,11%	0,20%	0,20%	0,00%
Continuous government bonds <sup>5</sup>	0,01%	0,00%	0,01%	0,00%	0,01%

[3] Data as last day of trading in currently month according to the Central Securities Depository, regarding the participation of the foreign investors in the number of shares.

[4,5] Data as last day of trading in currently month according to the Central Securities Depository, regarding the participation of the foreign investors in the total nominal value of bonds.

## FOREIGN AND DOMESTIC INVESTORS IN THE TOTAL TURNOVER [6]

	BUYING % of total	SELLING % of total
Foreign private investors	0,89%	3,69%
Foreign Legal investors	0,04%	4,89%
<b>Total Foreign Legal entities</b>	<b>0,93%</b>	<b>8,57%</b>
Domestic private investors	66,25%	60,90%
Domestic Legal investors	32,82%	30,52%
<b>Total Domestic Legal entities</b>	<b>99,07%</b>	<b>91,43%</b>

[6] Data as last day of trading in currently month according to the Central Securities Depository, regarding the participation of the foreign and domestic investors in the total turnover.

## TURNOVER PER MEMBERS / in denars

Member	Code	Trading in BEST system	% of trading in BEST sys.	Block (denars)	% block	Public auctions	% of Public auctions	Public offering	% of Public offering	Total
ILIRIKA INVESTMENTS AD Skopje	IL	179.850.856	28,33	0	0,00	0	0,00	0	0,00	179.850.856
Eurohaus AD Skopje	EH	142.868.770	22,51	0	0,00	0	0,00	0	0,00	142.868.770
Komercijalna banka AD Skopje	KB	109.700.987	17,28	17.759.400	100,00	0	0,00	0	0,00	127.460.387
TTK Banka AD Skopje	TK	56.399.925	8,88	0	0,00	0	0,00	0	0,00	56.399.925
INOVO BROKER AD Skopje	IN	40.553.037	6,39	0	0,00	0	0,00	0	0,00	40.553.037
NLB Banka AD Skopje	TN	32.223.695	5,08	0	0,00	0	0,00	0	0,00	32.223.695
INVESTBROKER AD Skopje	MI	29.394.817	4,63	0	0,00	0	0,00	0	0,00	29.394.817
Stopanska banka AD Skopje	SB	26.890.742	4,24	0	0,00	0	0,00	0	0,00	26.890.742
Fersped Broker AD Skopje	FR	13.480.288	2,12	0	0,00	0	0,00	0	0,00	13.480.288
Sparkase banka AD Skopje	SP	3.417.763	0,54	0	0,00	0	0,00	0	0,00	3.417.763
<b>Total</b>		<b>634.780.881</b>	<b>100,00</b>	<b>17.759.400</b>	<b>100,00</b>	<b>0</b>	<b>100,00</b>	<b>0</b>	<b>100,00</b>	<b>652.540.281</b>

Turnover via BEST system and turnover in block trades is calculated on the basis of double counting, in order to include the executed cross trades by the MSE members in the structure of the overall MSE turnover. As since June 13 2003, during the government auctions on the selling side there is no brokers (i.e. MSE performs this role), the turnover derived from government auctions is still calculated on the basis of single counting.

# MONTHLY STATISTICAL BULLETIN

## AS A REMINDER

The product of the Macedonian Stock Exchange **BESTNET ANALYTICS** is a modern internet service that helps investors in building well-founded investment strategies and in bringing valuable investment decisions.

### BESTNET ANALYTICS contains:

- Data for more than **100** companies traded on the Macedonian Stock Exchange
- More than **70** different financial indicators of companies and more than **40** indicators for banks
- Monitoring and comparing the values for the last **3** years
- Tracking results by quarters
- Data in den, euros and dollars
- Data for paid dividends from companies for the last **4** years
- Data for the major shareholders of the company
- Data for management bodies of the company
- Data for related companies
- Comparison and monitoring of a large number of financial indicators
- Monitoring indicators by sectors and industries
- Graphic display of technical indicators
- Over **40** technical indicators and oscillators
- Monitoring of investments, determining their current value
- Calculation of gains / losses from unrealized transactions
- Calculation of gains / losses from trades executed
- Simulated portfolios

Шифра на XB	Датум на трансакција	Број на трансакција	Количина	Куповна вредност - вкупно (во ден.)	Датум на последна цена	Последна просечна цена	Вкупна вредност (во ден.)	Нереализирана добитка / загуба (во ден.)	% промена од купување на XB	% од вредноста на вкупните вложувања
GRNT	17.02.2009	X52515136					1.800.000,00		133,33%	3,74%
TEL	11.06.2009	1235649	600,00	360.000,00	21.01.2008	653,11	391.866,00	31.866,00	8,85%	1,00%

Македонски Телеком Скопје (TEL)										
Тип на хартија	Share		Куповна вредност - вкупно (во ден.)		Датум на последна цена		Вкупна вредност (во ден.)		Нереализирана добитка / загуба (во ден.)	
Датум на трансакција	11.06.2009		360.000,00		21.01.2008		391.866,00		31.866,00	
Број на трансакција	1235649		360.000,00		21.01.2008		391.866,00		31.866,00	
Количина	600,00		360.000,00		21.01.2008		391.866,00		31.866,00	
Куповна цена (во ден.)	600,00		360.000,00		21.01.2008		391.866,00		31.866,00	
Номинална вредност	0,00 MKD		360.000,00		21.01.2008		391.866,00		31.866,00	
Куповна вредност (во ден.)	360.000,00		360.000,00		21.01.2008		391.866,00		31.866,00	
Купена акумул. камата (во ден.)	0,00		360.000,00		21.01.2008		391.866,00		31.866,00	
Трансакциски трошоци (во ден.)	500,00		360.000,00		21.01.2008		391.866,00		31.866,00	

P.Македонија - денационализација 01 (PMDEN01)										
Тип на хартија	Bond		Куповна вредност - вкупно (во ден.)		Датум на последна цена		Вкупна вредност (во ден.)		Нереализирана добитка / загуба (во ден.)	
Датум на трансакција	11.07.2008		107.092,08		27.11.2007		117.888,35		11.198,57	
Број на трансакција	1919		107.092,08		27.11.2007		117.888,35		11.198,57	
Количина	2.250,00		107.092,08		27.11.2007		117.888,35		11.198,57	
Куповна цена (во %)	77,80		107.092,08		27.11.2007		117.888,35		11.198,57	
Номинална вредност	1,00 EUR		107.092,08		27.11.2007		117.888,35		11.198,57	
Куповна вредност (во ден.)	106.689,77		107.092,08		27.11.2007		117.888,35		11.198,57	
Купена акумул. камата (во ден.)	402,31		107.092,08		27.11.2007		117.888,35		11.198,57	
Трансакциски трошоци (во ден.)	500,00		107.092,08		27.11.2007		117.888,35		11.198,57	

Опис на XB	Официјален лазар	Последно тргување	Податоци од тргувањето
Лазарен сегмент	Официјален лазар	Последно тргување	22.02.2012
Лазарен подсегмент	Берзанска котација - обични акции	Цена на отварање	4.200,00
Тип на XB	Обични акции	Цена на затварање	
ISIN број	MKALKA101011	Највисока цена	4.200,00
Купени издадени XB	1431353	Најниска цена	4.121,00
Шифра на XB	ALK	Просечна цена во ден	4.187,03
Номинална вредност	25,56 EUR	Количина	67
		Промет	280.531,00
		Трансакции	5

Движења на цената и прометот				Показатели по акција за издавачот			
Највисока цена во пос. 52 недели	4.599,00	Коefициент цена / добитка	10,43	Највисок P/E во пос. 52 недели	11,46	Коefициент цена / приход од продажба	1,01
Најниска цена во пос. 52 недели	3.799,00	Дивиденден принос	3,98%	Најнисок P/E во пос. 52 недели	9,47	Коefициент цена / оперативна добитка	8,93
% промена во посл. 30 дена	8,48%	Коefициент цена / Книговодствена вредност по акција	0,91	Нето добитка по акција за пос. 12 месеци	430,59	Коefициент цена / EBITDA	6,35
% промена во посл. 3 месеци	6,98%	Коefициент цена / Акумулирана добитка по акција	2,62	Коefициент цена / добитка за пос. 12 месеци	9,72		
% промена во посл. 6 месеци	0,80%	Коefициент цена / приходи од продажба	1,01				
% промена во посл. 1 година	-4,07%	Коefициент цена / парични приливи од оперативни активности	13,59				
Просечен дневен промет во пос. 30 дена	645.146,23	Коefициент цена / оперативна добитка	8,93				
Просечен дневен промет во пос. 3 месеци	812.362,12	Коefициент цена / EBITDA	6,35				
Просечен дневен промет во теконата година	626.836,29						
Просечен дневен промет во пос. 52 недели	1.304.591,88						

For more information on : [www.bestnet.com.mk](http://www.bestnet.com.mk)





# Банка на годината за 2023

*Кога ти си промената  
што сакаш да ја видиш*



Комерцијална  
банка

**ПОЛЕСНО  
Е ЗАЕДНО**



МАКЕДОНСКА БЕРЗА  
MACEDONIAN STOCK EXCHANGE